



# Operating Tips




The MK-7


“ Precision Cutting... the EZ way ”



At the start, line up leading edge with cutting track.



At the end, stop the carpet before it passes over the counting wheel.



Measure from the cutting track to the tail end of the carpet. Add this amount to the counter's measure.

## Roll Cutting Machines

[Unpacking and setup](#)

[Roll up side cradle support pin](#)

[Controlling the roll on the load side cradle shuttle](#)

[Measuring, Cutting, and Packaging](#)

[Reverse Rolling / Remnants](#)

[Correct measuring the balance of a roll or remnant](#)

## Base Cutting Machines

[Unpacking and setup](#)

[Blade Information \(EZ Slitter\)](#)

[Blade Information \(EZ Slitter Jr.\)](#)

[Tape Dispenser](#)

[Adjustments and Cutting](#)

## Contact EZCUT

420 Des Meurons St. Unit 106  
Winnipeg, Manitoba  
Canada, R2H 2N9

**Phone:** 1.204.235.1122

**Toll Free:** 1.800.661.5156

**Fax:** 1.204.237.9339

**Email:** [talktous@ezcut.com](mailto:talktous@ezcut.com)